

# STAD04 HP ACCESSORIES CONFIGURATION

Ref. Alessio - Dinamica Generale



- R Remote Display connector
- P Printer connector

Number of displays are unlimited and can be chosen based on specific customer request

999-0010  
Cable included



Remote Cable

Code	Lenght
989-0070	3 meters
989-0010	10 meters
989-0119	25 meters

Remote Cable

A  
Wire Connection

## OR

Number of displays are unlimited and can be chosen based on specific customer request

979-0107  
Cable included



999-0175



Also a CAB display 999-0176 can be connected in this position

989-0085  
Power cable + 12 Volt



979-0107  
Cable included



Remote Cable

979-0159



999-0248



Remote Cable

Code	Lenght
989-0070	3 meters
989-0010	10 meters
989-0119	25 meters

Specially indicated for



B  
Wireless Connection

Z

# STAD04 HP ACCESSORIES CONFIGURATION

Ref. Alessio - Dinamica Generale



## OR

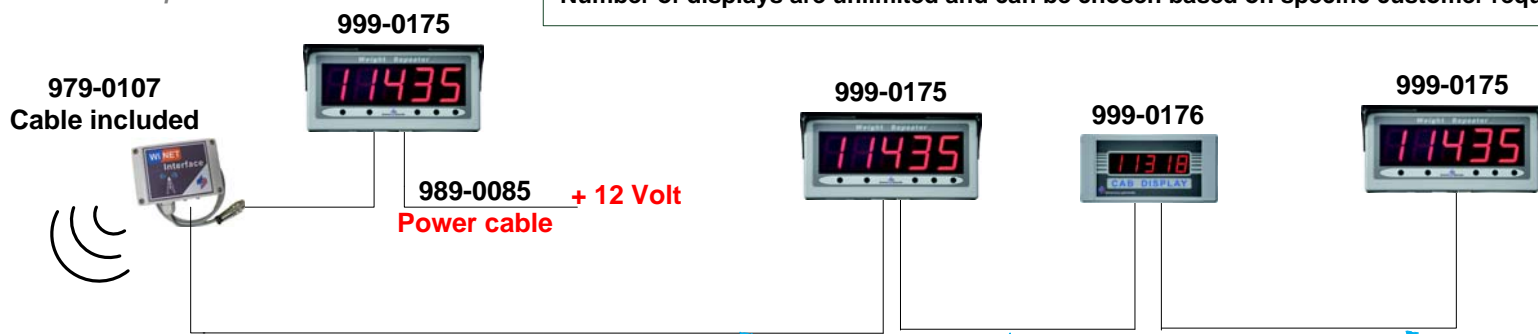
Z

Also a CAB display 999-0176 can be connected in this position

Number of displays are unlimited and can be chosen based on specific customer request

A+B

W&W  
Connection



979-0107 Cable included



Remote Cable

Specially indicated for



Remote Cable

Remote Cable

Code	Lenght
989-0070	3 meters
989-0010	10 meters
989-0119	25 meters

# STAD04 Plus2 HP ACCESSORIES CONFIGURATION

Ref. Alessio - Dinamica Generale



- 5 forty mm digits for weight;
- 1LCD display with 16 fifteen mm characters for operator messages;
- 12 programs each with 12 memories selectable from a list of 48;
- Programs / memories name editing
- Block key, to block the weight while moving the feed mixer.

**R** Remote Display connector

**P** Printer connector

Number of displays are unlimited and can be chosen based on specific customer request

999-0010  
Cable included



999-0175



999-0176



999-0175



Remote Cable

Remote Cable

Code	Lenght
989-0070	3 meters
989-0010	10 meters
989-0119	25 meters

A

Wire Connection

## OR

Number of displays are unlimited and can be chosen based on specific customer request

979-0107  
Cable included



999-0175



Also a CAB display 999-0176 can be connected in this position

989-0085  
Power cable + 12 Volt

999-0175



999-0176



999-0175



Remote Cable

979-0107  
Cable included



979-0159



999-0248



Remote Cable

Code	Lenght
989-0070	3 meters
989-0010	10 meters
989-0119	25 meters

Specially indicated for



B

Wireless Connection

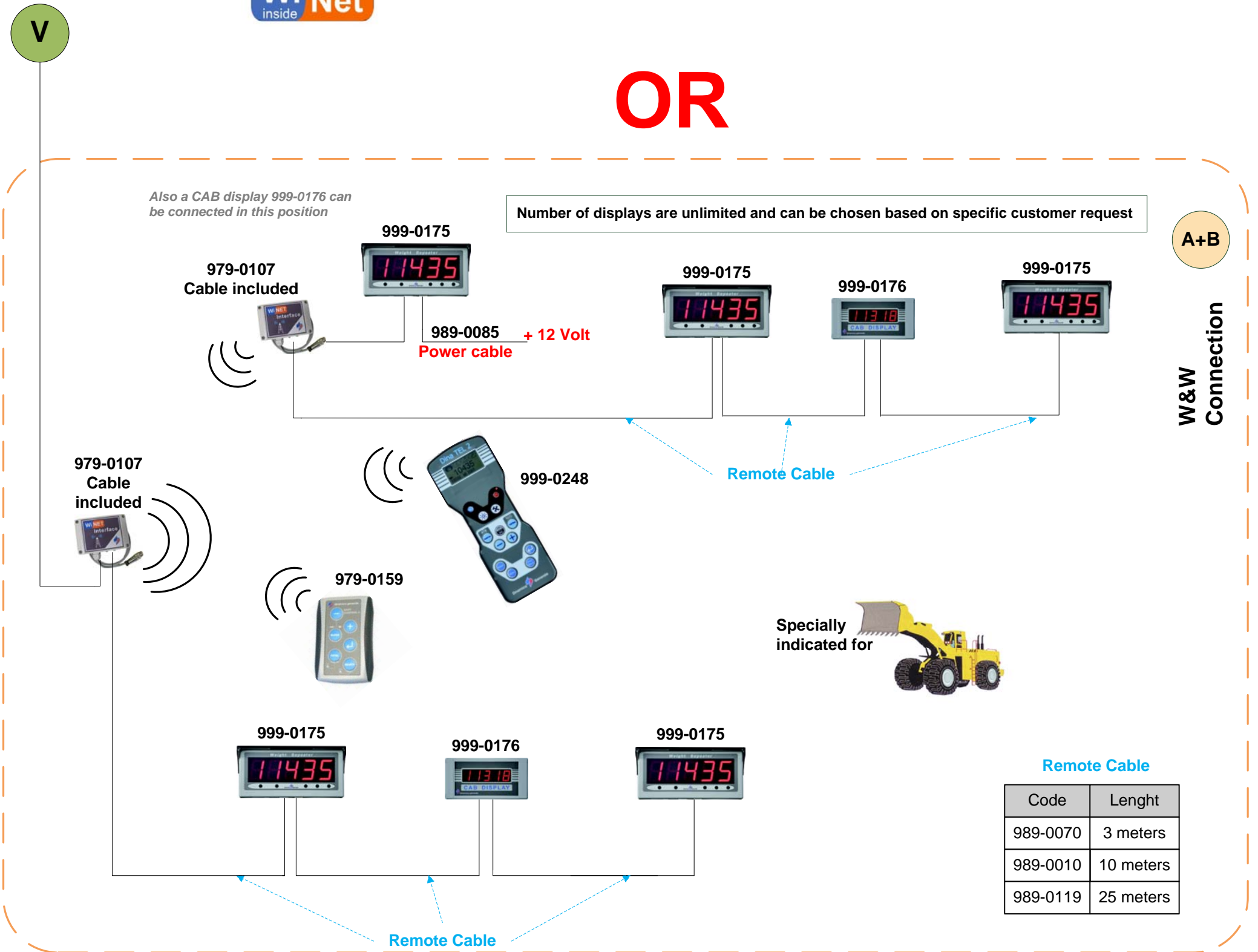
V

# STAD04 Plus2 HP ACCESSORIES CONFIGURATION

Ref. Alessio - Dinamica Generale



## OR



# WINscale2 HP ACCESSORIES CONFIGURATION

Ref. Alessio - Dinamica Generale



- 5 forty mm digits for weight;
- 1LCD display with 16 fifteen mm characters for operator messages;
- 99 recipes each with 24 components selectable from a list of 99;
- 12 unload programs each with 20 pens selectable from a list of 20;
- Messages in 24 languages;
- Accumulation management directly on the indicator.

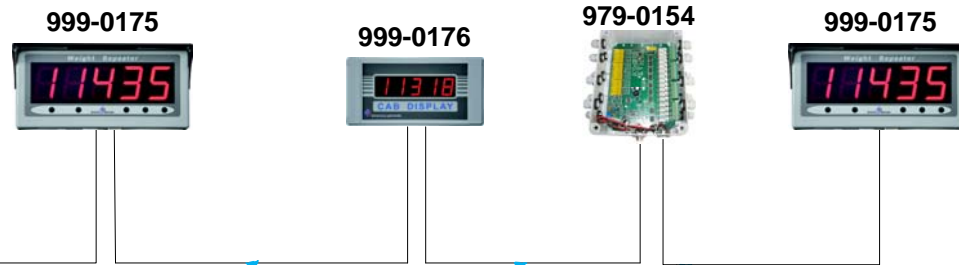
**R** Remote Display connector

**P** Printer connector

999-0010  
Cable included



Number of displays are unlimited and can be chosen based on specific customer request



Remote Cable

Code	Lenght
989-0070	3 meters
989-0010	10 meters
989-0119	25 meters

**A**


Wire Connection

**OR**

**OR**

Number of displays are unlimited and can be chosen based on specific customer request

Also a CAB display 999-0176 can be connected in this position



Specially indicated for



999-0315 Advanced  
999-0316 Professional  
999-0354 DDP



979-0107  
Cable included



\*To drive Motor & Actuators Wireless can be safety relevant impact check your local regulamentation for proper installation

Remote Cable

Code	Lenght
989-0070	3 meters
989-0010	10 meters
989-0119	25 meters

**B**

Wireless Connection

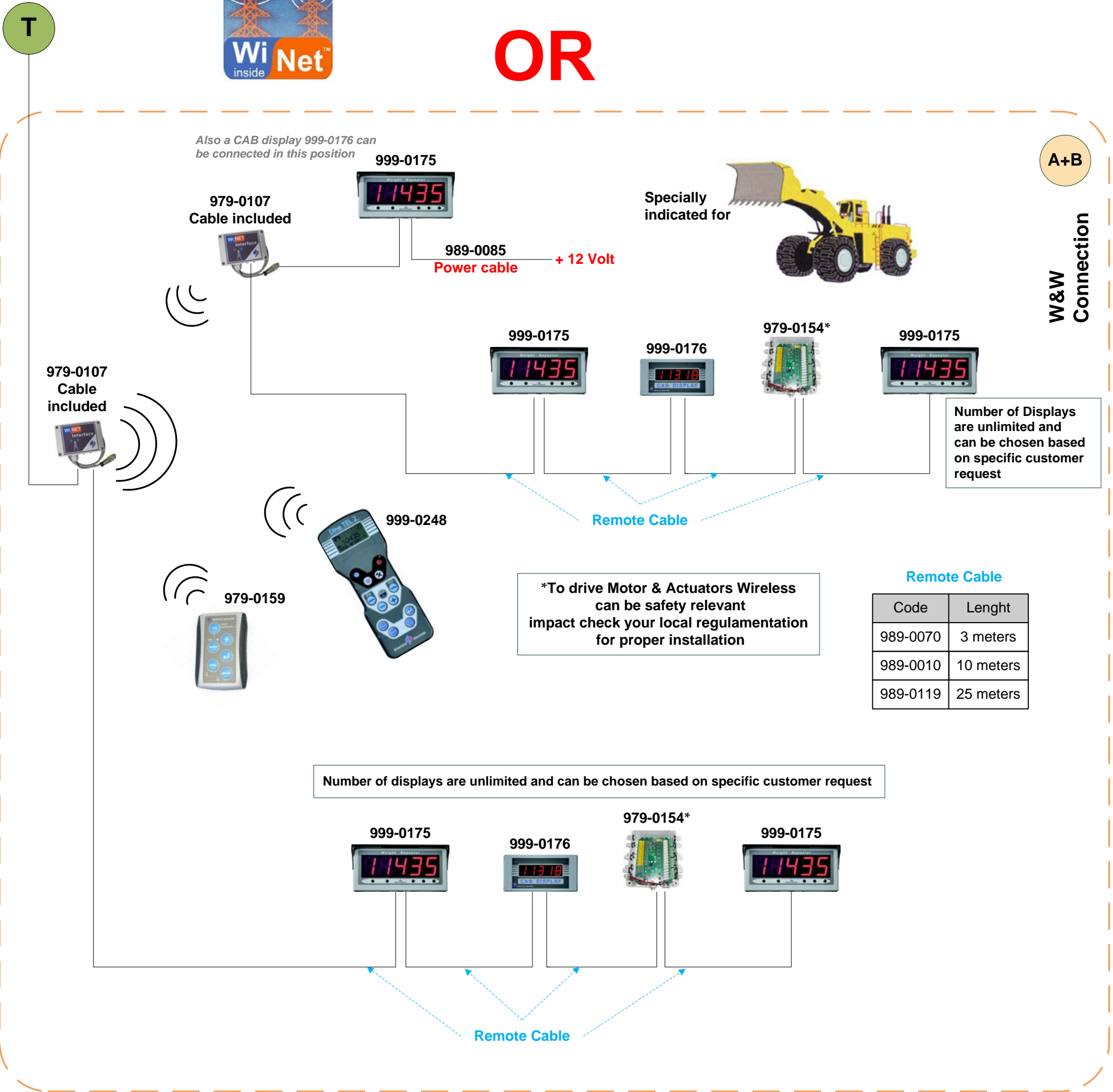
**T**

# WINscale2 HP ACCESSORIES CONFIGURATION

Ref. Alessio - Dinamica Generale



## OR



# Top Scale **HP** ACCESSORIES CONFIGURATION

Ref. Alessio - Dinamica Generale



- Managing loading and unloading programs by %, Kg or Totals;
- Automatically change in weight of the components in the recipes in according to season and animal health;
- Messages in 16 languages;
- Possibility to insert all the languages with special characters.

**R** Remote Display connector

**P** Printer connector

Number of displays are unlimited and can be chosen based on specific customer request

999-0010  
Cable included



999-0175



999-0176



979-0154



999-0175



Remote Cable

Code	Lenght
989-0070	3 meters
989-0010	10 meters
989-0119	25 meters

Remote Cable

A

Wire Connection

**OR**

**OR**

Number of displays are unlimited and can be chosen based on specific customer request

999-0315 Advanced  
999-0316 Professional  
999-0354 DDP



999-0378 IC  
Solo per Top Scale IC

Also a CAB display 999-0176 can be connected in this position

999-0175



979-0107  
Cable included



989-0085  
Power cable

+ 12 Volt

Specially indicated for



979-0107  
Cable included



999-0175



999-0176



979-0154\*



999-0175



Remote Cable

\*To drive Motor & Actuators Wireless can be safety relevant impact check your local regulation for proper installation

Remote Cable

Code	Lenght
989-0070	3 meters
989-0010	10 meters
989-0119	25 meters

979-0159



999-0248



S

B

Wireless Connection

# Top Scale **HP** ACCESSORIES CONFIGURATION

Ref. Alessio - Dinamica Generale

S



# OR

Also a CAB display 999-0176 can be connected in this position

999-0175



979-0107  
Cable included



989-0085  
Power cable + 12 Volt

Specially indicated for



A+B

W&W  
Connection

999-0175



999-0176



979-0154\*



999-0175



Number of Displays are unlimited and can be chosen based on specific customer request

979-0107  
Cable included



999-0248



Remote Cable

\*To drive Motor & Actuators Wireless can be safety relevant impact check your local regulamentation for proper installation

Remote Cable

Code	Lenght
989-0070	3 meters
989-0010	10 meters
989-0119	25 meters

979-0159



Number of displays are unlimited and can be chosen based on specific customer request

999-0175



999-0176



979-0154\*



999-0175



Remote Cable



# Top Scale **IC** ACCESSORIES CONFIGURATION


Ref. Alessio - Dinamica Generale



**IC VERSION (Intake Control)**

**I** IRM Connector

## dg precisionFEEDING™




999-0143 Advanced  
999-0164 Professional

989-0084 Power cable  
+12 Volt

989-0063


This connector is available with the configurations

**A**   **B**   **A+B**



**C**  
IRM Wire Connection

# OR




979-0109 Cable included

Included

99-0237 Professional


+12 Volt

Specially indicated for



This connector is available with the configurations

**A**   **B**   **A+B**



**C1**  
IRM Wireless Connection

Add a NIR laboratory directly in the farm to measure the right nutritional value of each component and prepare the **MOST CONSISTENT TMR**

