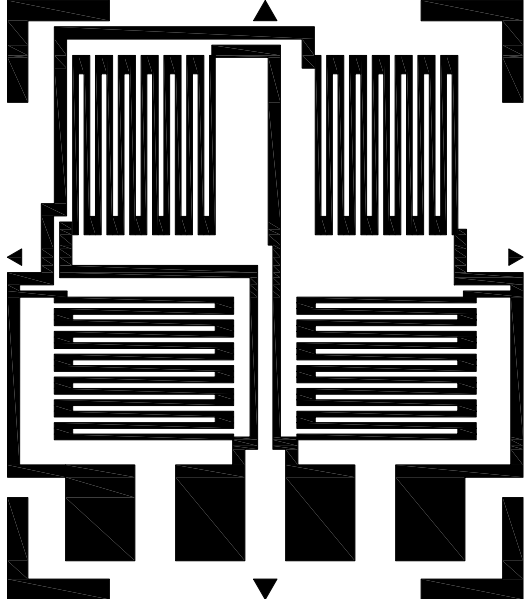



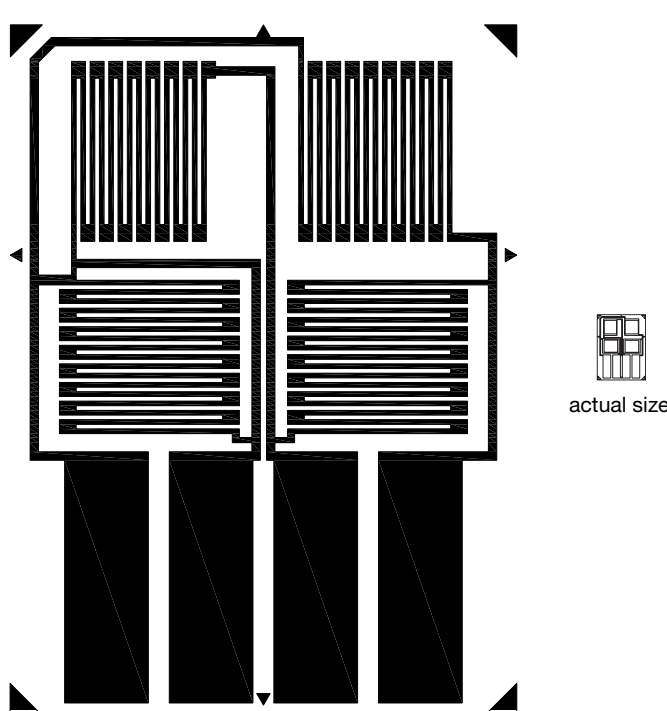
Advanced Sensors

S5056 GAGE PATTERN DATA			
	GAGE DESIGNATION	RESISTANCE IN OHMS	STD. CREEP CODE
	N2K-XX-S5056Q-10C/DG/E3 N5K-XX-S5056Q-10C/DG/E3	1000 ±0.2% 1000 ±0.2%	Q* Q*
 actual size	DESCRIPTION		
Full bridge for bending-beam transducers. Bridge is balanced to 0.4 mV/V, but RG is 1000Ω ±0.2%. RoHS-compliant.			

GAGE DIMENSIONS							
					<table border="1"> <tr><td>inch</td></tr> <tr><td>millimeter</td></tr> </table>	inch	millimeter
inch							
millimeter							
Gage Length	Overall Length	Grid Width	Overall Width	Matrix Length	Matrix Width		
0.070	0.262	0.070	0.253	0.31	0.27		
1.78	6.66	1.78	6.43	7.9	6.8		

* Only creep code available for this gage.
Copper plating for tabs is available.

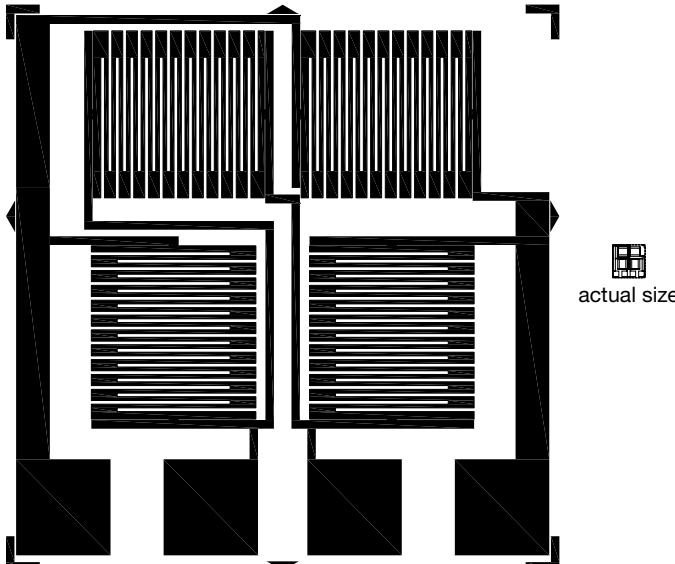
Advanced Sensors

S5107 GAGE PATTERN DATA			
	GAGE DESIGNATION	RESISTANCE IN OHMS	STD. CREEP CODE
	N2K-XX-S5107Q-12C/DG/E3 N5K-XX-S5107Q-12C/DG/E3	1200 ±0.3% 1200 ±0.3%	Q* Q*
<p>DESCRIPTION</p> <p>Full-bridge gage for bending-beam transducers. Balanced to ± 0.4mV/V, but RG is 1200 ohms ±0.3%. RoHS-compliant.</p>			

GAGE DIMENSIONS							
<table border="1"> <tr> <td>inch</td> </tr> <tr> <td>millimeter</td> </tr> </table>						inch	millimeter
inch							
millimeter							
Gage Length	Overall Length	Grid Width	Overall Width	Matrix Length	Matrix Width		
0.070	0.302	0.070	0.190	0.34	0.25		
1.78	7.67	1.78	4.83	8.5	6.4		

* Only creep code available for this gage.
Copper plating for tabs is available.

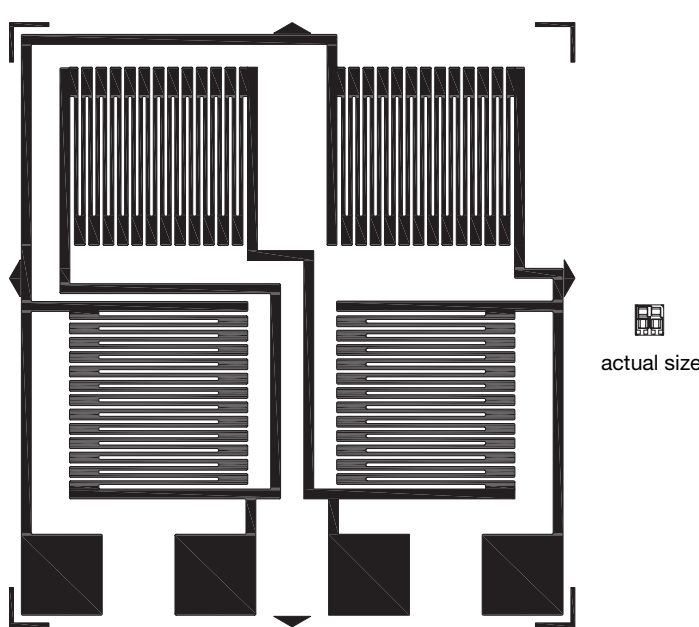
Advanced Sensors

S5067 GAGE PATTERN DATA			
 <p>actual size</p>	GAGE DESIGNATION	RESISTANCE IN OHMS	STD. CREEP CODE
	N2K-XX-S5067P-10C/DG/E3	1000 ±0.2%	P*
	N5K-XX-S5067P-10C/DG/E3	1000 ±0.2%	P*
<p>DESCRIPTION</p> <p>1k Full-bridge gage. Bridge is balanced to ±0.4 mV/V, but RG is 1000 ohms ±0.2%. RoHS-compliant.</p>			

GAGE DIMENSIONS					
				inch	
				millimeter	
Gage Length	Overall Length	Grid Width	Overall Width	Matrix Length	Matrix Width
0.033	0.158	0.053	0.158	0.17	0.17
0.84	4.01	1.35	4.01	4.3	4.3

* Only creep code available for this gage.
 Copper plating for tabs is available.

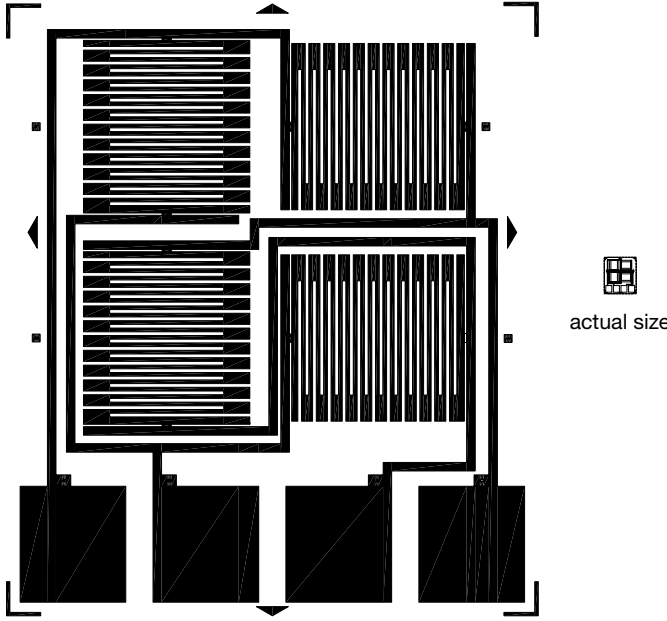
Advanced Sensors

S5020 GAGE PATTERN DATA			
 <p>actual size</p>	GAGE DESIGNATION	RESISTANCE IN OHMS	STD. CREEP CODE
	N2K-XX-S5020Q-50C/DG/E3	5000 ±0.2%	Q
	N5K-XX-S5020Q-50C/DG/E3	5000 ±0.2%	Q
<p>DESCRIPTION</p> <p>Full bridge gage for bending beam transducers. Bridge is balanced to ±0.4 mV/V, but RG is 5000Ω ±0.2%. RoHS-compliant.</p>			

GAGE DIMENSIONS					
					<input type="checkbox"/> inch <input type="checkbox"/> millimeter
Gage Length	Overall Length	Grid Width	Overall Width	Matrix Length	Matrix Width
0.028	0.147	0.044	0.137	0.16	0.15
0.71	3.74	1.13	3.48	4.2	3.8

Copper plating for tabs is available.

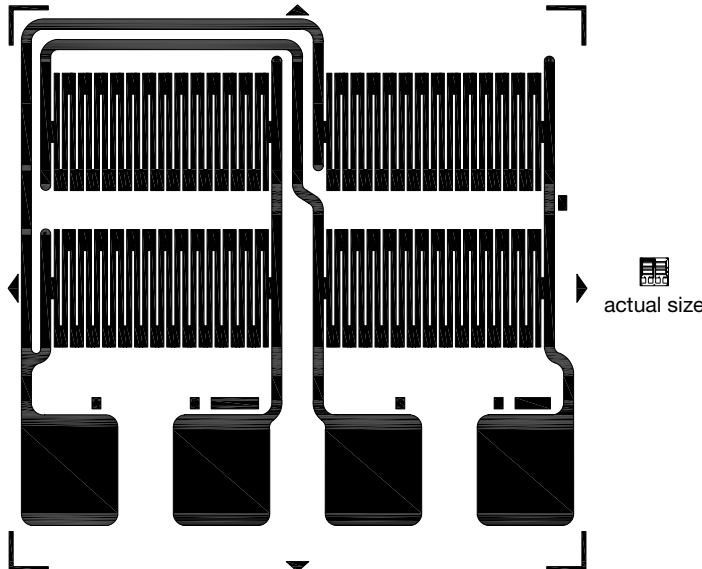
Advanced Sensors

S5062 GAGE PATTERN DATA			
 <p>actual size</p>	GAGE DESIGNATION	RESISTANCE IN OHMS	STD. CREEP CODE
	N2K-XX-S5062Q-10C/DG/E3	1000 ±0.2%	Q*
	N5K-XX-S5062Q-10C/DG/E3	1000 ±0.2%	Q*
<p>DESCRIPTION</p> <p>1k Full-bridge gage. Bridge is balanced to ±0.4 mV/V, but RG is 1000 ohms ±0.2%. RoHS-compliant.</p>			

GAGE DIMENSIONS							
<table border="1"> <tr> <td>inch</td> </tr> <tr> <td>millimeter</td> </tr> </table>						inch	millimeter
inch							
millimeter							
Gage Length	Overall Length	Grid Width	Overall Width	Matrix Length	Matrix Width		
0.033	0.148	0.057	0.168	0.16	0.19		
0.84	3.76	1.45	4.27	4.2	4.8		

*Only creep code available for this gage.
 Copper plating for tabs is available.



Advanced Sensors

S5047 GAGE PATTERN DATA			
	GAGE DESIGNATION	RESISTANCE IN OHMS	STD. CREEP CODE
	N2K-XX-S5047K-10C/DG/E3 N5K-XX-S5047K-10C/DG/E3	1000 ±0.2% 1000 ±0.2%	K* K*
<p>DESCRIPTION</p> <p>Compact full-bridge pattern for use on small, double-bending beams.</p> <p>Bridge is balanced to 0.4 mV/V, but RG is 1000Ω ±0.2%.</p> <p>RoHS-compliant.</p>			

GAGE DIMENSIONS							
<table border="1"> <tr> <td>inch</td> </tr> <tr> <td>millimeter</td> </tr> </table>						inch	millimeter
inch							
millimeter							
Gage Length	Overall Length	Grid Width	Overall Width	Matrix Length	Matrix Width		
0.017	0.126	0.060	0.137	0.14	0.15		
0.43	3.20	1.52	3.49	3.7	3.8		

* Only creep code available for this gage.
Copper plating for tabs is available.

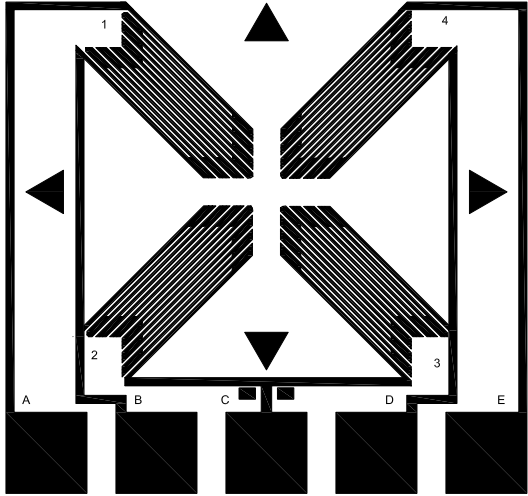
Advanced Sensors

S5023 GAGE PATTERN DATA			
	GAGE DESIGNATION	RESISTANCE IN OHMS	STD. CREEP CODE
	N2K-XX-S5023M-10C/DG/E3 N5K-XX-S5023M-10C/DG/E3	1000 ±0.2% 1000 ±0.2%	Q Q
 actual size			
DESCRIPTION Full bridge pattern for shear or torque transducers. RoHS-compliant.			

GAGE DIMENSIONS							
<table border="1"> <tr><td>inch</td></tr> <tr><td>millimeter</td></tr> </table>						inch	millimeter
inch							
millimeter							
Gage Length	Overall Length	Grid Width	Overall Width	Matrix Length	Matrix Width		
0.045	0.160	0.024	0.144	0.17	0.15		
1.15	4.06	0.61	3.66	4.2	3.8		

Copper plating for tabs is available.



Advanced Sensors

S5046 GAGE PATTERN DATA			
	GAGE DESIGNATION	RESISTANCE IN OHMS	STD. CREEP CODE
	N2K-XX-S5046M-50C/DG/E3	5000 ±0.2%	M*
	N5K-XX-S5046M-50C/DG/E3	5000 ±0.2%	M*
<p>DESCRIPTION</p> <p>Full bridge pattern for shear or torque transducers RoHS-compliant.</p>			

GAGE DIMENSIONS					
					<input type="checkbox"/> inch <input type="checkbox"/> millimeter
Gage Length	Overall Length	Grid Width	Overall Width	Matrix Length	Matrix Width
0.044	0.170	0.024	0.180	0.18	0.19
1.12	4.31	0.61	4.57	4.5	4.8

* Only creep code available for this gage.
Copper plating for tabs is available.

Advanced Sensors

S5139 GAGE PATTERN DATA			
  actual size	GAGE DESIGNATION	RESISTANCE IN OHMS	STD. CREEP CODE
	N2A-XX-S5139U-350/E4	350 ±0.2%	U*
DESCRIPTION Full-bridge pattern for single-surface gaging of transducers. RoHS-compliant.			

GAGE DIMENSIONS							
<table border="1"> <tr> <td>inch</td> </tr> <tr> <td>millimeter</td> </tr> </table>						inch	millimeter
inch							
millimeter							
Gage Length	Overall Length	Grid Width	Overall Width	Matrix Length	Matrix Width		
0.093	0.345	0.120	0.299	0.40	0.35		
2.36	8.76	3.04	7.59	10.3	9.0		

* Only creep code available for this gage.